



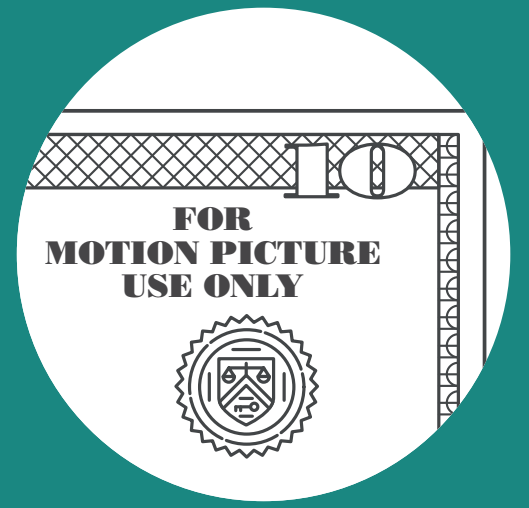
TIPS TO SPOT EASY-TO-DETECT COUNTERFEIT NOTES.



Take a quick glance at currency when you receive it.



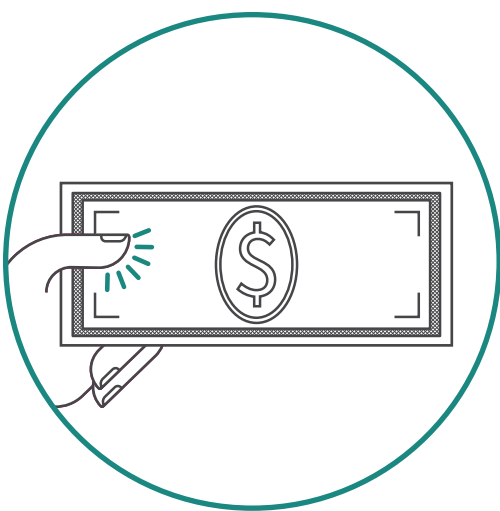
If it has foreign writing on it, it could be fake.



If it has the words "For Motion Picture Use Only" or the word "Replica" on it, it could be fake.

The best way to determine whether a note is genuine is to rely on its security features. If you think you've received a counterfeit note, notify your nearest [U.S. Secret Service Field Office](#).

IS IT REAL? KNOW YOUR NOTES.



Feel The Paper

Move your finger across the note. It should feel slightly rough to the touch because of the printing process and the unique composition of the paper.



Tilt The Note

Tilt the note to see the ink in the numbers on the lower right corner change color. On the current style of notes, the color should change from copper to green.



Check with Light

Hold the note to light to check that the watermark and security thread are visible from the front and back of the note.

Visit uscurrency.gov for more information and training resources on authenticating current and older styles of U.S. currency.